

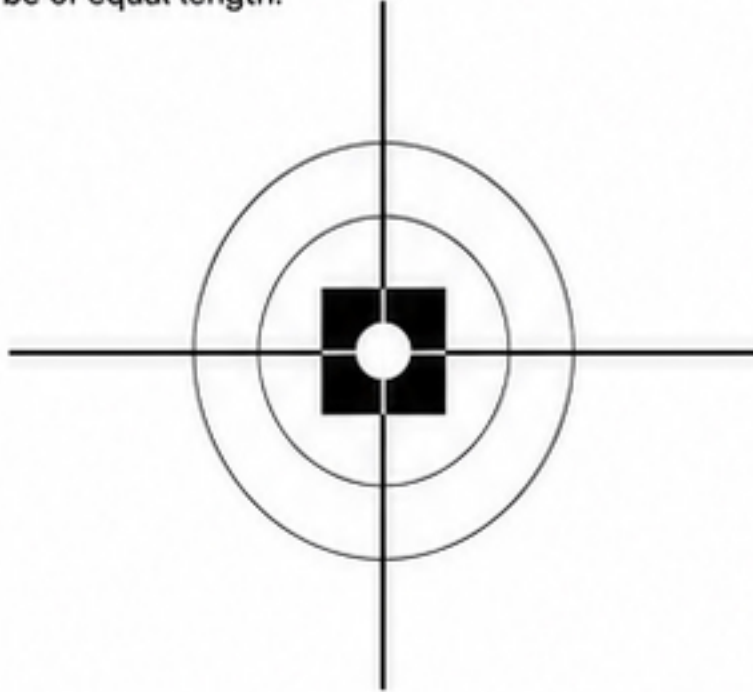


ALIGNMENT TEST PAGE

CHECK ALIGNMENT. CHECK REGISTRATION. CHECK PRINT QUALITY.

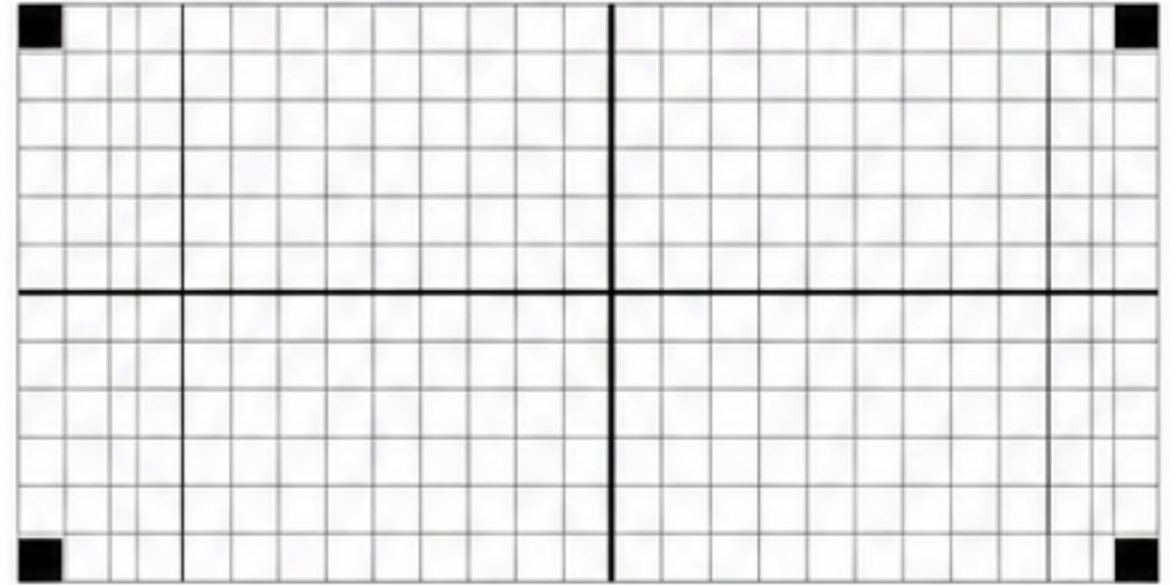
1. CENTER ALIGNMENT

The center mark should be perfectly in the middle and the cross lines should be of equal length.



2. GRID ALIGNMENT


All grid lines should be straight, parallel and intersections should form perfect squares.



3. LINE ALIGNMENT (PARALLEL LINES)

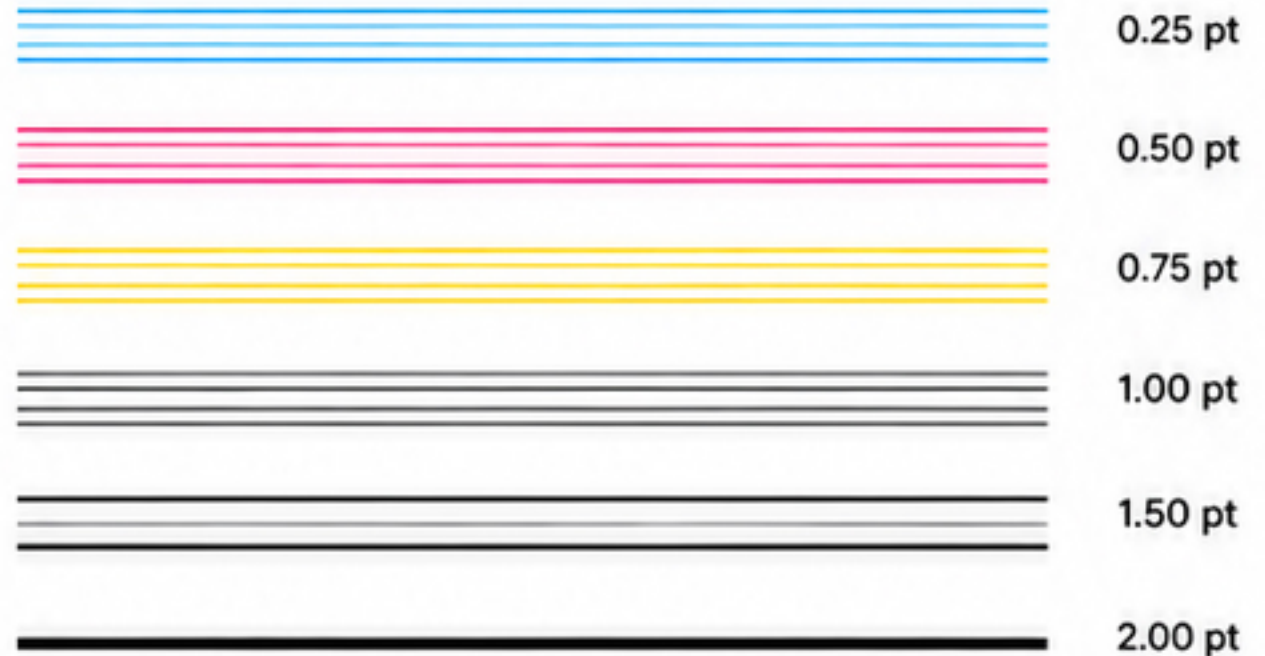
All horizontal and vertical lines should be straight, parallel and evenly spaced.

VERTICAL LINES



0.25 pt 0.50 pt 0.75 pt 1.00 pt 1.50 pt 2.00 pt

HORIZONTAL LINES



0.25 pt
0.50 pt
0.75 pt
1.00 pt
1.50 pt
2.00 pt

4. DIAGONAL ALIGNMENT

Diagonal lines should be straight and meet at the center without gaps.



5. REGISTRATION (COLOR ALIGNMENT)

The colored lines and boxes should overlap perfectly with no gaps or misalignment.



Cyan Magenta Yellow Black All (CMYK)

6. CIRCLE ALIGNMENT

All circles should be perfect rings and centered on the crosshair.



7. BOX ALIGNMENT

All boxes should be perfect squares with sharp corners and evenly aligned.

