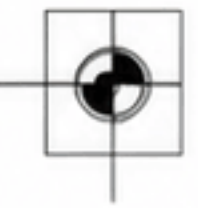




PRINTER PHOTO TEST PAGE



Print this page to test photo quality, color accuracy, detail, contrast, and overall performance.

1. COLOR REPRODUCTION (sRGB)



2. NATURE SCENE



3. PORTRAIT



4. GRADIENTS



5. DETAIL & SHARPNESS



6. SKIN TONES



7. BLACK & WHITE DETAIL




8. CONTRAST & DYNAMIC RANGE



9. FINE TEXTURE



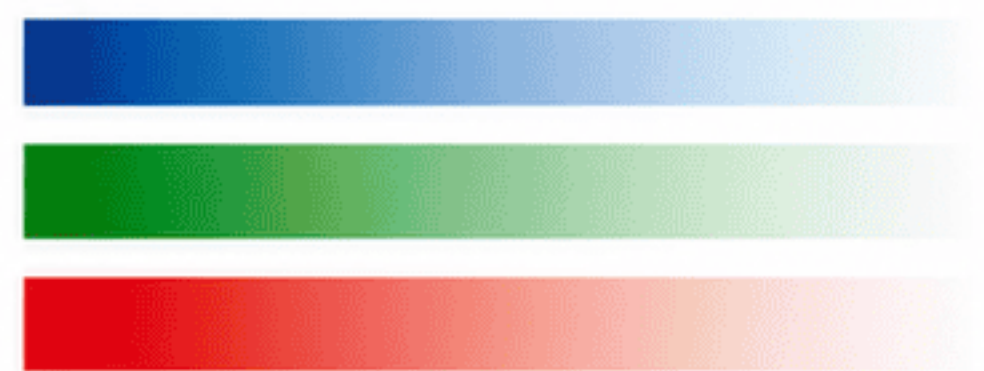
10. RESOLUTION PATTERN



11. COLOR PATCHES (Extended)



12. SMOOTH GRADIENTS (BANDING TEST)



13. ALIGNMENT & REGISTRATION



PRINTING TIPS

- ✓ Use high quality photo paper for best results.
- ✓ Select the best or photo print mode in your printer settings.
- ✓ Make sure ink/toner levels are sufficient.
- ✓ Clean printer heads regularly for optimal quality.

EVALUATION GUIDE

- Colors → Should be vivid and accurate
- Details → Should be sharp and well defined
- Gradients → Should be smooth without banding
- Text/Lines → Should be crisp and clearly separated
- Overall → Image should be clean and consistent